Anat/phys Heart Quiz

Name _____ Block _____

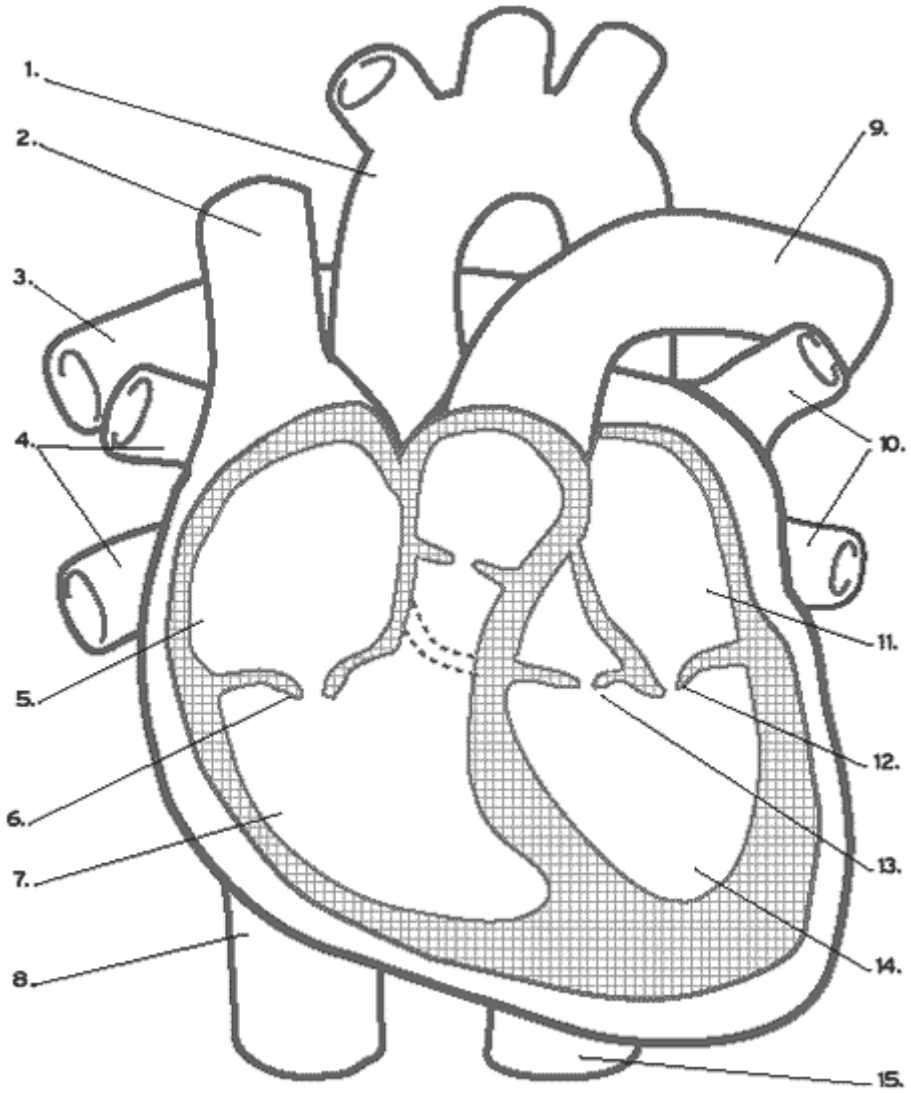

1. _____ a. aortic semi-lunar valve
2. _____ b. inferior vena cava
3. _____ c. right atrium
4. _____ d. pulmonary veins
5. _____ e. superior vena cava
6. _____ f. tricuspid valve (av valve)
7. _____ g. bicuspid valve (av valve)
8. _____ h. aorta
9. _____ i. left atrium
10. _____ j. pulmonary semi-lunar vavle
11. _____ k. right ventricle
12. _____ l. left ventricle
13. _____ m. descending aorta
14. _____ n. pulmonary artery
15. _____ o. epicardium

Anat/phys Heart Quiz

Name _____ Block _____

16. Draw arrows showing the direction that blood flows through the heart (start with the vena cavae.) Color code your diagram; use one color for low oxygen blood and another color for high oxygen blood. (10 POINTS)

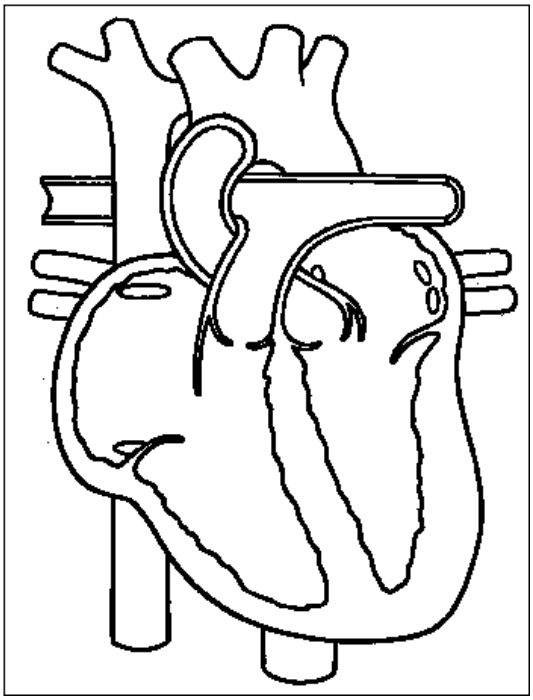
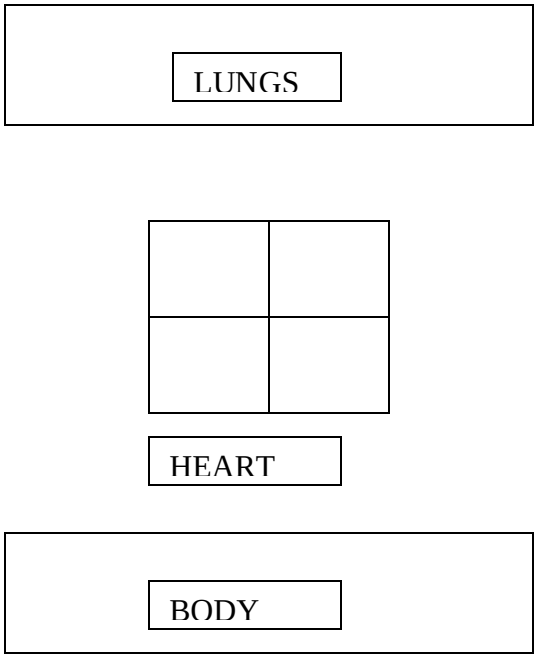
17. Label blood flow through the whole body by using the schematic diagram below. Color code your diagram the same as question #16 above (10 POINTS)